

* 20H1

2020 1-11 1.51 yoy-7.4%
20Q1/20Q2/20Q3/20 10-11 -21%/-2%/1%/-15% 2020
1-2385B0A8q.000808571 0 595.3284189210.00.0> BD8871 0-52% 77/539/611% 0 1 399.07 66m0.251 0.2

2020

228

2%

12 L «KSAÍX& LÃ k\$DÍX³

2020Q4

¢

3%~5% 2021

2 /

3

0.5~0.6 /

1

4

85

2019

1.50

1.6%**ož 4**

2020

130

CAPEX

8

2012

CAPEX

7

2019

1.89

0.67

2017

1.80

0.50

2016-2020Q1-3

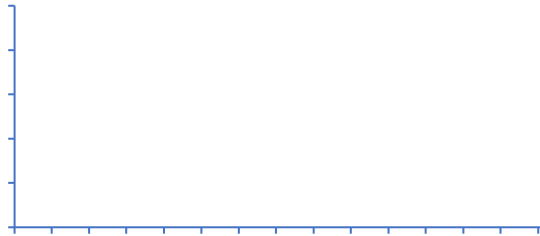
63.3

32.5

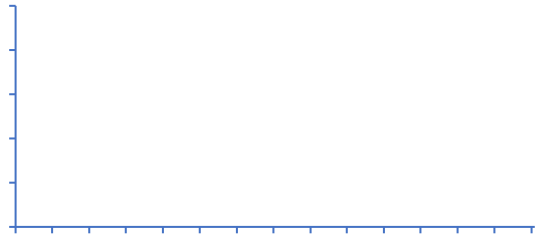
30.8

6

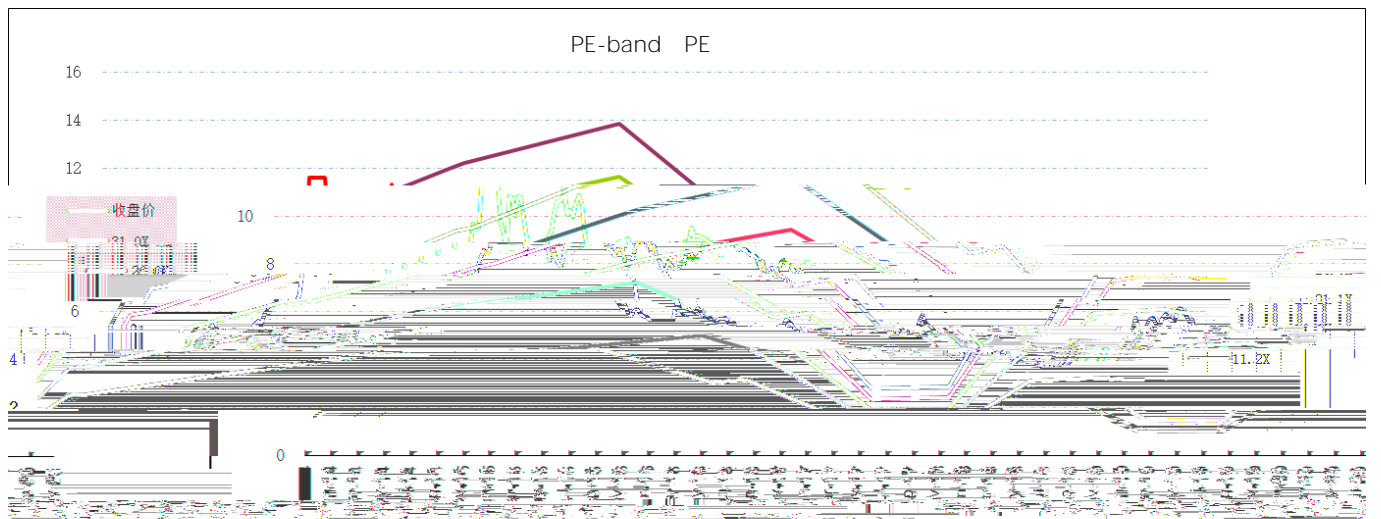
Q




Wind



Wind





Wind

PET

						2020-2022	EPS	0.28
0.38	0.42	0.27	0.35	0.42			6.80	
9.07	10.24	yoy	-0.5%	33.5%	12.9%	6.55	8.45	
10.13	yoy	-4%/29%/20%			4.53 /	2020-2022	PE	
16	12	11						